



Douglas County COVID-Update

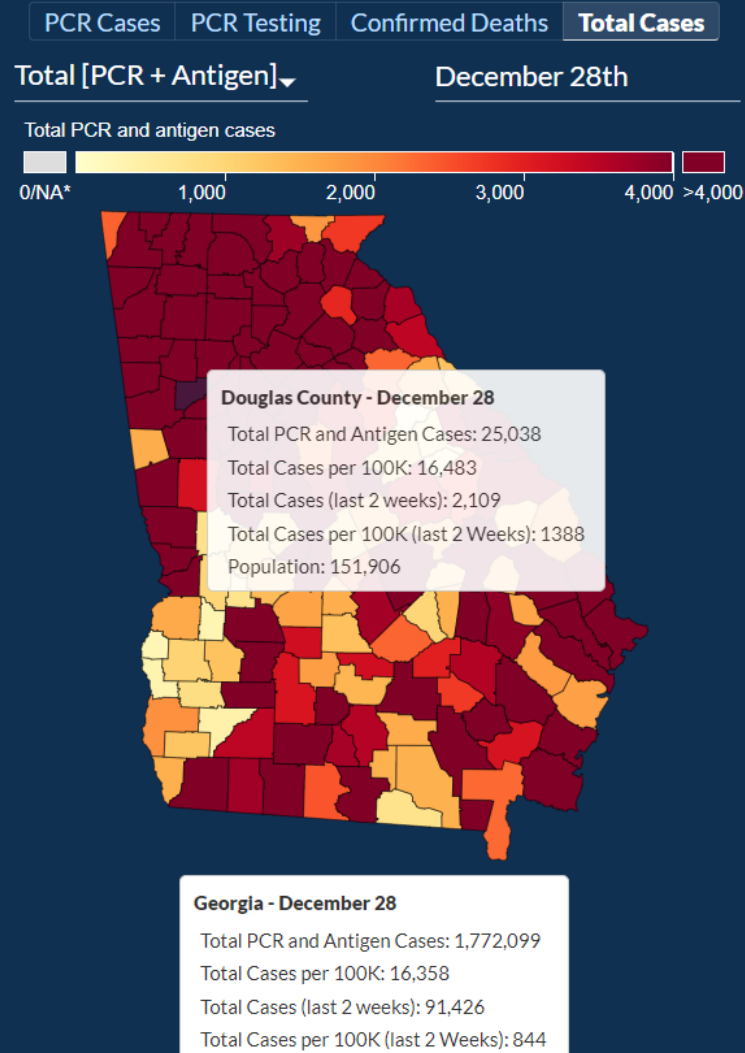
December 29, 2021

Healthier lives. Healthier community.

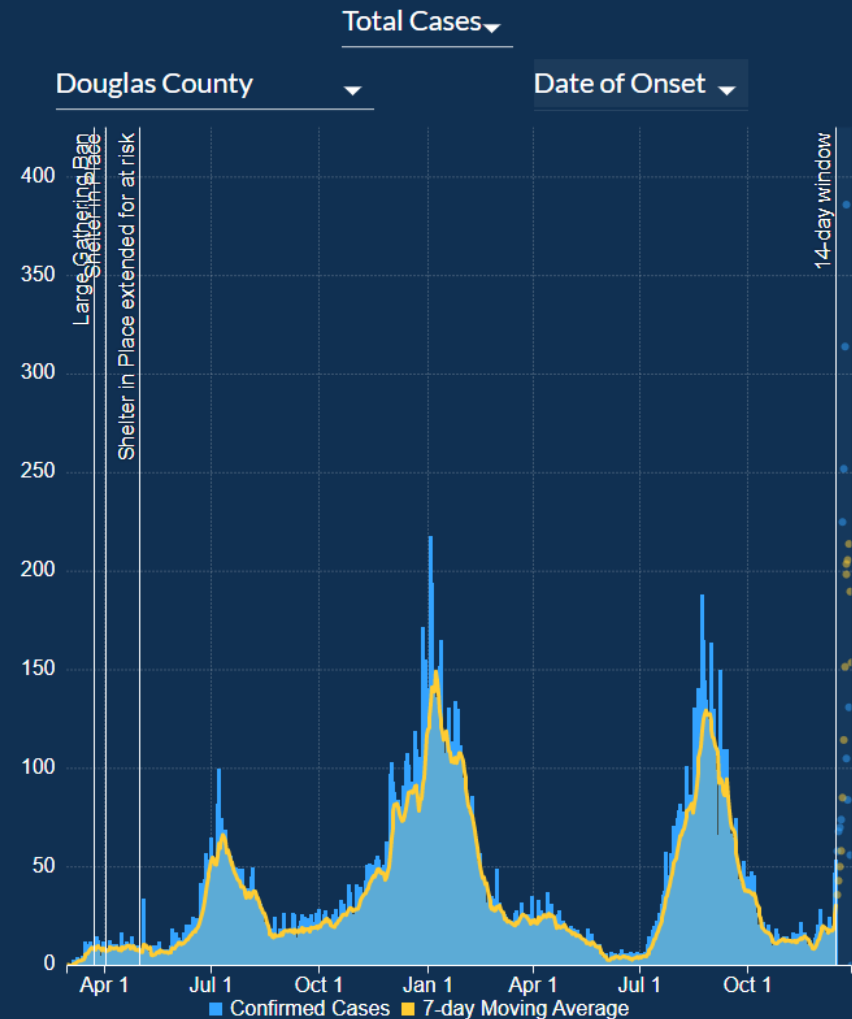
A decorative horizontal bar at the bottom of the slide, consisting of a series of colored squares in a repeating pattern: teal, orange, yellow, purple, pink, gray, teal, orange, yellow, purple, pink, and gray.

2-Week Case Rate (1388/100,000 residents) in Douglas County

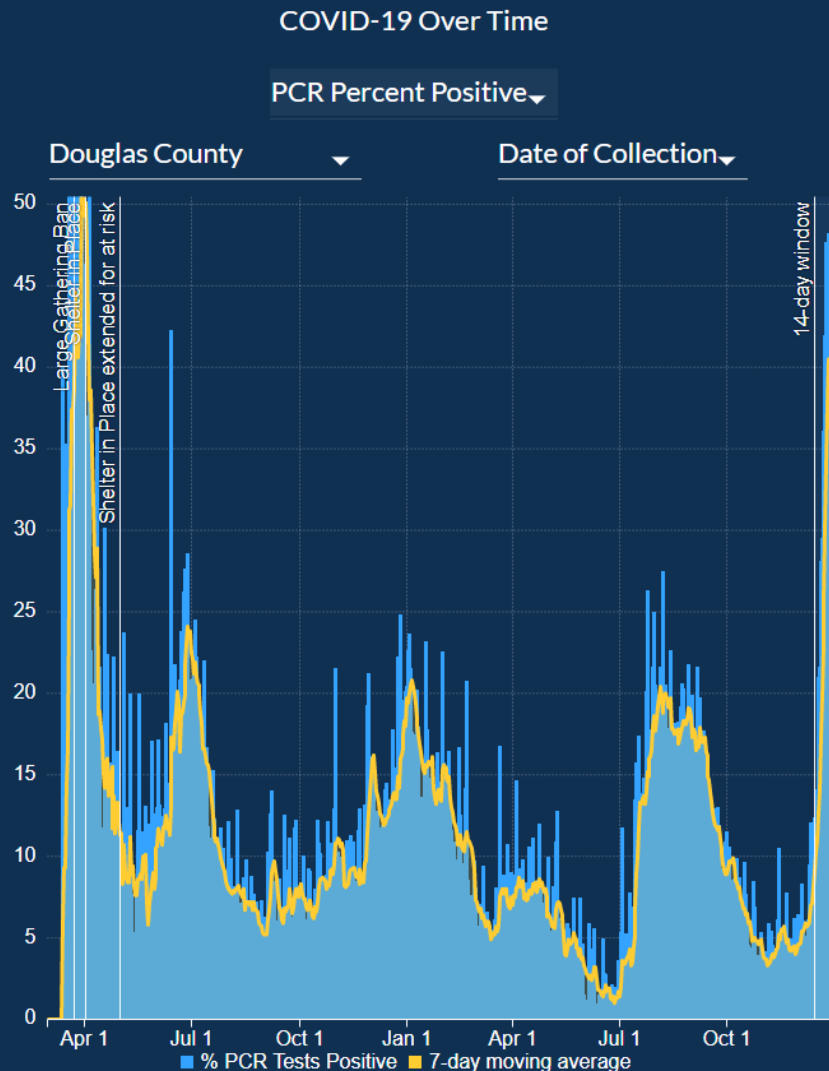
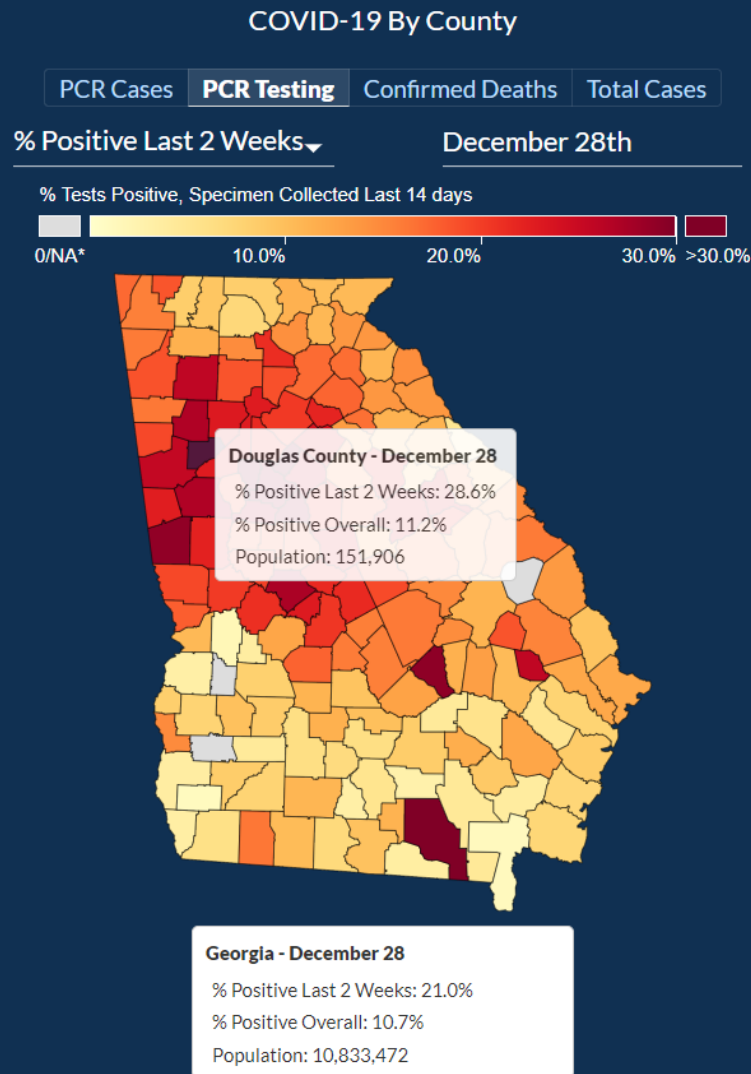
COVID-19 By County



COVID-19 Over Time



Positivity Rate is the number of positive tests compared to total tests completed – Douglas County is 28.6% (target <5%)



New Admissions of Patients with Confirmed COVID-19 per 100,000 Population by Age Group, Georgia

Aug 01, 2020 - Dec 26, 2021



154,772

Total Admissions

Aug 01, 2020 - Dec 26, 2021

272

Current 7-Day Average

Dec 20, 2021 - Dec 26, 2021

156

Prior 7-Day Average

Dec 13, 2021 - Dec 19, 2021

805

Peak 7-Day Average

Jan 06, 2021 - Jan 12, 2021

+74.4%

Percent change from prior 7-day avg. of Dec 13, 2021 - Dec 19, 2021

-66.2%

Percent change from peak 7-day avg. of Jan 06, 2021 - Jan 12, 2021

By Jurisdiction and Age Group

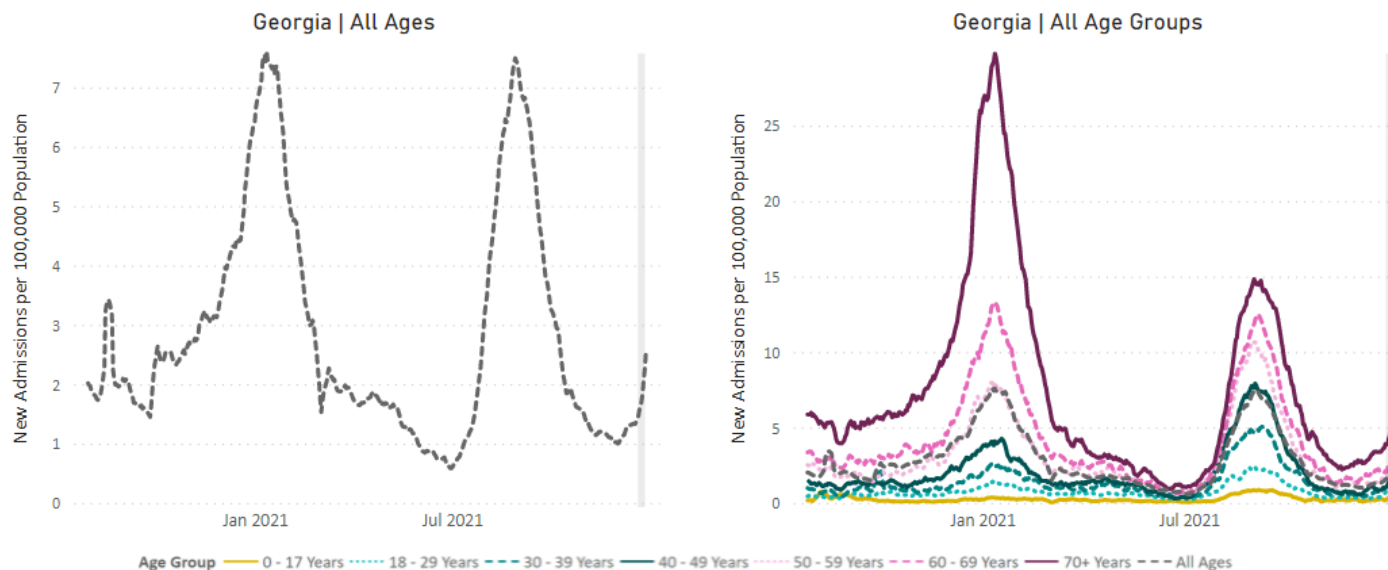
By Jurisdiction

Select a Jurisdiction

Georgia

Select an Age Group

All Ages



Based on reporting from all hospitals (N=5,261). Due to potential reporting delays, data reported in the most recent 7 days (as represented by the shaded bar) should be interpreted with caution.

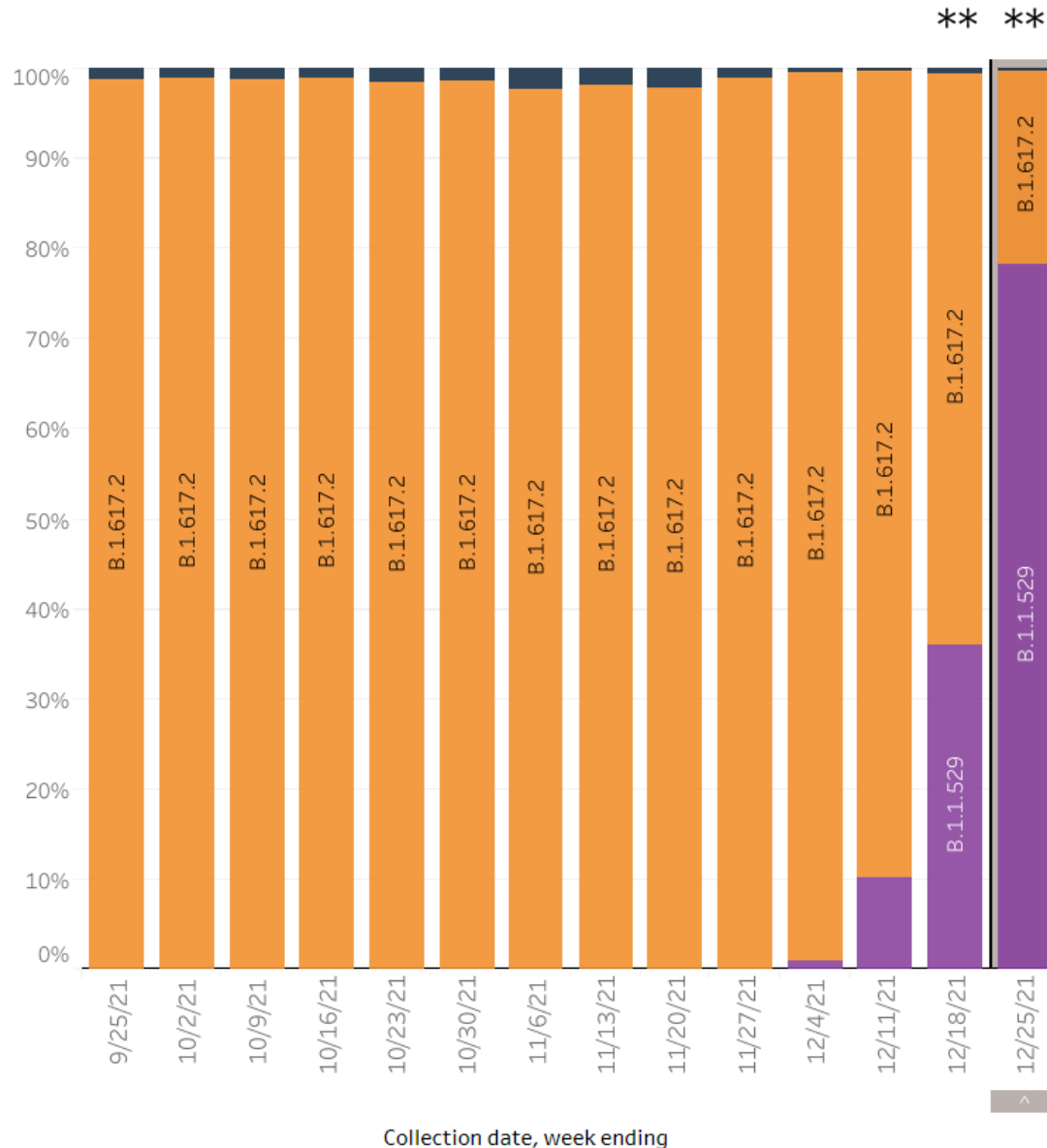
Small shifts in historic data may occur due to changes in the CMS Provider of Services file, which is used to identify the cohort of included hospitals. Data since December 1, 2020 have had error correction methodology applied. Data prior to this date may have anomalies that are still being resolved. Note that the above graphs are often shown on different scales. Data prior to August 1, 2020 are unavailable.

Last Updated: Dec 28, 2021

Unified Hospital Dataset, White House COVID-19 Team, Data Strategy and Execution Workgroup

Hospital ▾	County ▾	Nedocs ▾	Status ▾	Updated ▾
Wellstar Douglas Hospital	Douglas	Severe	ER Diversion ICU/CCU Diversion	12/29/2021 07:41:25

HHS Region 4: 9/19/2021 – 12/25/2021



HHS Region 4: 12/19/2021 – 12/25/2021 NOWCAST

Region 4 - Alabama, Florida, Georgia, Kentucky, Mississippi, North Carolina, South Carolina, and Tennessee

WHO label	Lineage #	US Class	%Total	95%PI
Delta	B.1.617.2	VOC	21.5%	5.9-50.6%
Omicron	B.1.1.529	VOC	78.3%	49.1-94.0%
Other	Other*		0.2%	0.1-0.4%

* Enumerated lineages are US VOC and lineages circulating above 1% nationally in at least one week period. "Other" represents the aggregation of lineages which are circulating <1% nationally during all weeks displayed.

** These data include Nowcast estimates, which are modeled projections that may differ from weighted estimates generated at later dates

AY.1-AY.127 and their sublineages are aggregated with B.1.617.2. BA.1, BA.2 and BA.3 are aggregated with B.1.1.529.

Douglas County

VACCINES ADMINISTERED

ADMINISTERED

156,560

ADMINISTERED PER 100K

109,241

RESIDENTS VACCINATED

At Least One Dose

73,080

% At Least One Dose

51%

Fully Vaccinated

66,352

% Fully Vaccinated

46%

Additional Dose

18,937

% Fully Vax with Additional Dose

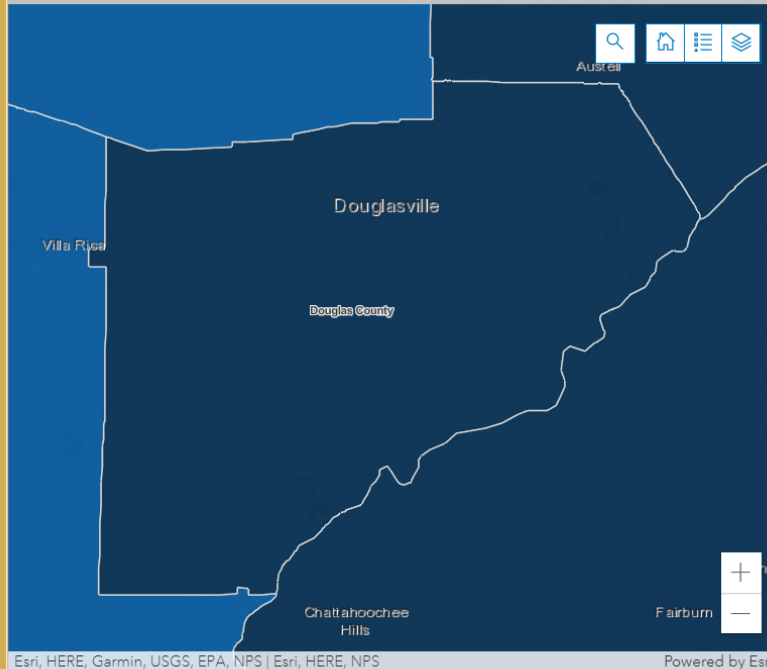
28%

% Additional Dose

13%

Data reported on 2021-12-28

Residents with at least one dose by County (see *About Data* tab below)
PERCENT of residents with at least one dose is the default map. To view the COUNT of residents with at least one dose data, please use button in top right corner of map to select the respective layer.

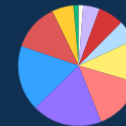


Esri, HERE, Garmin, USGS, EPA, NPS | Esri, HERE, NPS

Powered by Esri

County: Vax 1+

Distribution of vaccine recipients with at least one dose by age group



00-04 9

5 - 9 years: 857

10 - 14 years: 3,234

15 - 19 years: 4,953

Percent of population with at least one dose by age group



Sex

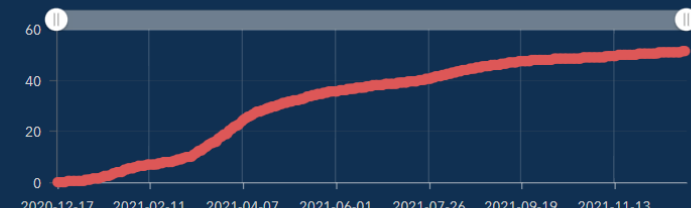
Age

Race

Ethnicity

For the census tract demographic dashboard, click [here](#).
 To download census tract demographic data, click [here](#).

Percent of residents with at least one vaccination by day first dose administered



RES %: Vac 1+

Healthier lives. Healthier community.

COVID-19 Testing

Deer Lick Park

PCR Testing Only

2105 Mack Road
Douglasville, GA 30135

Hours of Operation:

Monday – Friday: 8:00 a.m. – 4:00 p.m.

Visit [DouglasvilleCovid.com](https://douglasvillecovid.com) to Pre-register, but not required

**Testing is free, but insurance will be billed.*

Arbor Place Mall (Sears location) – **Closed Saturday, Jan. 1**

PCR Testing Only

6580 Douglas Boulevard
Douglasville, GA 30135

Hours of Operation:

Tuesday and Thursday: 8:00 a.m. – 3:00 p.m.

Saturday: 9:00 a.m. – Noon

Pre-registration is required. Visit: [Mako Testing](#)

**Testing is free, but insurance will be billed.*

<https://dph.georgia.gov/castlight-location-finder>

Healthier lives. Healthier community.

